


BOLLARD™ MG65 Series

65kW Marine Generator Specifications

65kW



* Drawings or pictures may show non-standard equipment

Features and Benefits

Unsurpassed Quality & Reliability

- BOLLARD™ Generators are designed and built in the USA specifically for the rugged conditions of commercial use. The expected time between overhauls on the BOLLARD™ packaged generator set is 40 to 50 thousand hours.

1: High Efficiency Motor Starting

- Heavy Duty windings engineered for 80°C rise of 40°C ambient yield extended insulation service life, high electrical efficiency for maximum fuel economy, and superior motor starting at all voltages. PMG dedicated excitation is standard, resulting in even higher motor starting together with 300% sustained short circuit capacity along with VFD and paralleling compatibility.

Emissions

- The Bollard MG50 –MG 395 Gen-Sets are EPA certified Tier 3 Marine, CARB, EU, and MOC. They meet the lowest emissions levels available on the market today without exhaust after-treatment resulting in reduced maintenance and operating costs while preserving our clean air and water quality.

Keel Cooling, Heat Exchange, or Radiator Compatibility

Premium Marine Grade Protection

- Bollard generators feature Imron™ 2 part marine epoxy overcoats on the engine, generator, and baseframe. Accessory brackets are typically powder coated, and fasteners are primarily stainless steel to protect your investment from the harsh marine environment.

2: Heavy Duty Structural Steel Base Frame & Reduced Noise

- For ease of installation, added structural integrity, safety and durability. Superior vibration and noise dampening with a high mass flywheel, polyurethane vibration isolators, mass loaded & stiffened baseframe, and de-noised engine.

3: Heavy Duty Air Intake Filtration & Silencing

- For increased performance, extended engine life, and quiet operation

4: Controls, Gauges, & Instrumentation

- Standard enclosed prewired J1939 digital control panel with key start/stop and run/idle switch. Safety shutdowns are programmed for high water temp, low oil pressure, and over-speed. Included are LED readout of all J1939 trouble codes and diagnostics. Custom panels offer, auto-start/stop function for inverter or paralleling interface, load sharing, digital generator output LEDs and full function electrical distribution switchboards

5: Optional SEADRIVE™ Front Power Take Off System

- Compact heavy duty housing, pre aligned, easy to install, service friendly, integrated torsional coupling, and available with or without a clutch.

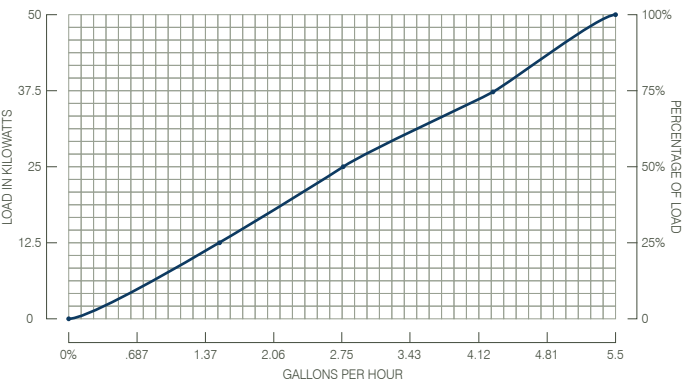
6: Optional SCOR™ Sea Change Oil Regeneration System

- 1µ bypass oil filter. Safely extends oil drain intervals and engine life.

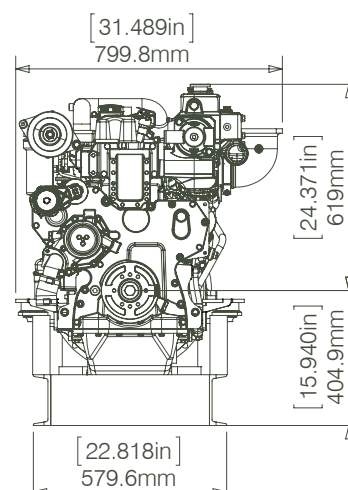
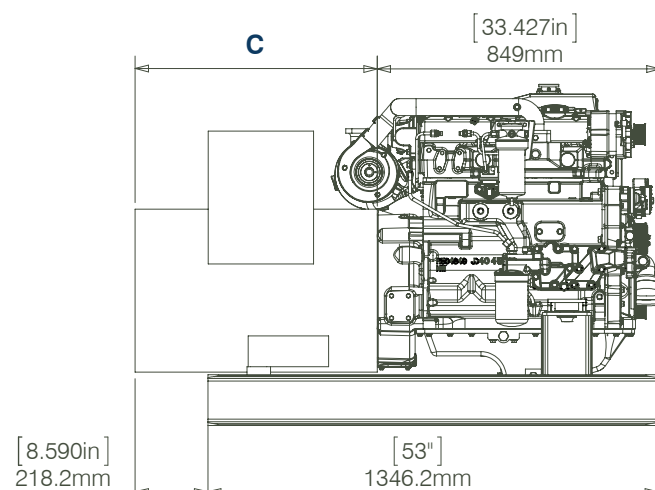
General Specifications

Engine Model	4045TFM85
Engine Type	In-Line 4 Cycle 4 Cylinder Diesel
Displacement - L (cu.in)	4.5 (275)
Bore x Stroke - mm (in)	106 (4.17) x 127 (5.00)
Aspiration	Turbocharged
Oil Sump Capacity - qts (L)	19 (18)
Emission Regulation	EPA Commercial Marine Tier 3
Prime - 60hz, 1800RPM (HP)	65 kW (87)
Standby - 60Hz, 1800RPM (HP)	71.5 kW (96)
Motor Starting Range - HP	23.5 - 65 (Code G Motor @ 208VAC)
Voltage Regulation	+/- .25%
Starter	12v 4.5 kW
Alternator	12v 75 Amp
Operating Angle	20° (Constant) 30° (Intermittent)
Dry Weight - lbs	2028 (engine, 362 gen, skid)
Length x Width x Height - inches	(See details on back)

Fuel Performance



Dimensions



Alternate Dimensions

C - Length

Weight

362-1604	28.99 (33.59" w/ PMG)	706
UCI274C	31.45 (33.95" w/ PMG)	895
UCI274G	37.95 (40.45" w/ PMG)	1278.68

* Drawings or pictures may show non-standard equipment

* Dimensions are subject to change without notice and or with the use of alternate generators and cooling systems.

* Please confirm exact configuration if dimensions are critical.

Load Performance	25%	50%	75%	100%
Load in kW	16.3	32.5	48.8	65
Pounds Per Hour	14.26	23.96	36.21	16.19
Gallons Per Hour	1.7	2.9	4.3	5.5
kW Per Gallons Per Hour	9.6	11.2	11.35	11.81
Pounds Per Gallon	7.1	7.1	7.1	7.1
Continuous kW Output	65	65	65	65
Horsepower At Load	21.75	43.5	65.25	99
Horsepower Continuous	99	99	99	99

Customizable Options and Accessories

Engine	Controls & Instrumentation	DC Electrical System	Exhaust	Air Intake & Filtration
Single Circuit Keel Cooling Package	Control Panel	Battery: 12v 24v	SS Wet Exhaust Mixing Elbow	K&N Air Filters
Single Circuit Heat Exchange Package	Custom Harness Length	Battery Rack & Cables	Dry Exhaust Matching Flange	Donaldson Air Silencer
Single Circuit Marine Radiator Package	Auxiliary Start Panel	Battery Isolation Switch	SUPERFLEX™ Exhaust Bellows	Closed Crank Case Vent Loop
	Auto Start/Stop		Cowl & EM Exhaust Silencers	Walker AirSep
	Pre-Alarm Senders		Heat Recovery Silencer	
Motor Starting Upgrade Options (Code G Motor @ 208VAC)	AC Meter Panel	Fuel-Lube Oil System		Additional Options
Up to 1:1 HP per kW	Low Coolant Level Shutdown	SCOR™ Oil Regeneration System	Power Take Off	Sea Trial Start Up
	High Water Temp. Shutdown	Oil Drain Extension W/ Valve	SEADRIVE™ Clutched Front PTO	MER Site Start-Up w/ Load Bank
	Low Oil Pressure Shutdown	Oil Drain Pump To Engine	Clutch: Air Oil Electric	Custom Frame / Skid
Air Intake & Filtration	Low Oil Level Gauge/Shutdown	Move Dipstick To Opposite Side	SEADRIVE™ Direct Drive Front PTO	Crank Vent Filtration Kit
K&N Air Filters	Overspeed Shutdown	High/Low Oil Level Shut Down	Aux. A/B 2 Sheave Universal Pulley	Dual Vibration Isolation Mounts
Donaldson Air Silencer	Paralleling & Load Share	Custom Oil Drain Hose Length	Aux. A/B 4 Sheave Universal Pulley	Custom Sound Enclosure
Closed Crank Case Vent Loop	Over-Voltage Alarm	Single Side Service	Additional Belts	Galvanized or Powder Coated
	Over-Current Alarm	Lube Oil Drip Pan		Skids & Accessories
	Under-Current Alarm			Racor Fuel Water Separator